

*Sirius Online 2023–24*

# TEACHER'S GUIDE

How to Implement *Sirius Online* in Your Classroom

## English I and II EOC



# Welcome Educators

Welcome to the *Sirius Online* English I and II EOC **Teacher's Guide**—a reference that helps you understand what resources you get and how you can best use them. We crafted it to save you time and help you avoid difficulties.

- *Sirius Online* is a supplement that **fills gaps** in adopted instructional materials by providing essential TEKS instruction and authentic STAAR 2.0 practice.
- Use *Sirius Online* **alongside your core curriculum** to ensure that your students learn exactly what they need to know and do on STAAR 2.0—its content (reading and writing selections), context (online and new question types), and complexity (rigor).
- With *Sirius Online*, your students will focus on the essential TEKS, including how they are tested in STAAR. By helping students apply important skills and concepts to reading multi-genre selections and answering STAAR questions, Sirius **adds depth and rigor** to your curriculum.

We are honored to support you in helping your students succeed. Please contact us for assistance. **And thanks for all you do!**



Copyright © 2023 by Sirius Education Solutions LLC. All rights reserved. No part of this work may be reproduced or distributed in any form or by any means, electronic, mechanical, photocopying, scanning, recording, or stored in a database or retrieval system, without the prior written permission of the publisher.

STAAR® is a registered trademark of the Texas Education Agency. The Texas Education Agency does not endorse this program or its content. Sirius Education Solutions LLC is not affiliated with the Texas Education Agency or the State of Texas.

# Contents

## QUICK START

Getting Help .....	<a href="#">2</a>
Getting Started .....	<a href="#">3</a>
Three Assignment Types.....	<a href="#">4</a>
Using Sirius for Different Contexts .....	<a href="#">5</a>
<i>Sirius Online</i> Supports Differentiation .....	<a href="#">5</a>
Assignment Planning and Pacing Guide .....	<a href="#">7</a>

## GOING DEEPER

<b>1</b> Introduction .....	<a href="#">9</a>
<b>1.1</b> Course Contents .....	<a href="#">9</a>
<b>1.2</b> Welcome Letter .....	<a href="#">9</a>
<b>1.3</b> Getting Familiar with STAAR Item Types .....	<a href="#">9</a>
<b>2</b> Assessments .....	<a href="#">10</a>
<b>2.1</b> Authentic STAAR 2.0 Assessments.....	<a href="#">11</a>
<b>2.2</b> Practice Test: Full-Length STAAR 2.0 Assessment .....	<a href="#">11</a>
<b>3</b> TEKS Skill Lessons .....	<a href="#">12</a>
<b>4</b> Authentic STAAR 2.0 Practice .....	<a href="#">13</a>
<b>5</b> Reinforce Skills .....	<a href="#">14</a>
<b>5.1</b> Build Skills.....	<a href="#">14</a>
<b>5.2</b> Review Skills.....	<a href="#">14</a>
<b>6</b> Planning <i>Sirius Online</i> Implementations .....	<a href="#">15</a>
<b>6.1</b> Common Use Cases .....	<a href="#">15</a>
<b>7</b> Instructional Tips for Using <i>Sirius Online</i> .....	<a href="#">16</a>
<b>7.1</b> Make a Commitment to Use <i>Sirius Online</i> .....	<a href="#">16</a>
<b>7.2</b> Use Instruction and Practice for Ungraded Activities .....	<a href="#">16</a>
<b>7.3</b> Release Assignments for Student Review .....	<a href="#">16</a>
<b>7.4</b> Build Teacher-Student Relationships .....	<a href="#">16</a>
<b>7.5</b> Focus on Reading with a Purpose .....	<a href="#">18</a>
<b>8</b> Concluding Questions.....	<a href="#">19</a>
<b>8.1</b> What Is Special About <i>Sirius Online</i> ? .....	<a href="#">19</a>
<b>8.2</b> How Do I Get Students and Parents to Support Use of Sirius? .....	<a href="#">20</a>
Sirius Companion Workbooks.....	<a href="#">back cover</a>
<i>Sirius Online</i> Is Research-Based.....	<a href="#">back cover</a>

# QUICK START


Use this Quick Start section to understand what resources you get with *Sirius Online* and how you can best use them.

## Getting Help



### FIND

*Sirius Online* Support is available directly inside the platform through the Support tab to the left of your profile image.



Our comprehensive, searchable knowledge base provides detailed step-by-step support instructions, including videos, and is available 24/7 [here](#).



### READ

[Going Deeper](#) is a document in this Teacher's Guide with more in-depth information about *Sirius Online*, and recommendations on how to implement *Sirius Online* in your classroom.



### CONNECT

You can quickly connect with Technical and Customer Support in multiple ways:

**Phone:** (800) 942-1379, Option 2  
Monday-Friday 7 am–6 pm CT

**Chat:** [www.SiriusEducationSolutions.com](http://www.SiriusEducationSolutions.com)  
Available all hours.  
Use to locate your sales representative and get order or product info.

**Email:** [Support@SiriusEducationSolutions.com](mailto:Support@SiriusEducationSolutions.com)

**Online Tickets:** <https://Sirius4Learning.zohodesk.com/portal/en/home>  
Create, view, and manage support tickets online.

# Getting Started

## Sirius Online System Tutorials

Tutorials provide information about the *Sirius Online* interface for students and for teachers. Add the **tutorials course** to each of your classes and begin with these introductions to become familiar with the platform.

### FOR TEACHERS



#### Introduction to *Sirius Online*

To become familiar with *Sirius Online*, work through this teacher eLearning Module. It only takes about 20 minutes, and you can print a certificate to show completion.

#### Introduction to Reporting for Education Leaders

This eLearning Module is directed primarily at administrators and focuses on Reports. Review this at your leisure to understand what Admins see in their dashboards.



### FOR STUDENTS






#### Sirius Tools Tutorial

This is an introductory tutorial about the Sirius Online tools. Sirius has the same tools found in the online STAAR tests. However, Sirius tools are slightly different in that they are easier to find and use with just one click—students don't have to use submenus. Use this tutorial with your students to familiarize them with the tools.

# Three Assignment Types

*Sirius Online* is a comprehensive supplement with **instruction, practice,** and **assessment.** Each assignment fits into one of these 3 types described below.

Assignment Type	Question Types	Student Feedback	Delivery Mode	TEKS Alignment
<b>Instruction</b>  Explicit TEKS instruction in Reading and Writing using the Gradual Release of Responsibility (GRR) model.	STAAR and non-STAAR format items	Immediate correct or incorrect, some teacher-graded responses	Practice mode	Lesson level
<b>Practice</b>  Authentic STAAR 2.0 selections and questions with instructional scaffolds to support analyzing evidence.	STAAR 2.0 items only	Immediate with support scaffolds and sample written responses	Practice mode	Each item
<b>Assessment</b>  Authentic STAAR 2.0 selections and questions with all online STAAR tools.	STAAR 2.0 items only	No immediate feedback, some teacher-graded responses	Test mode	Each item

## Instruction vs Practice Assignments

The focus of *Sirius Online* **Instruction** assignments is on learning the TEKS skills and concepts and connecting it to students' prior experiences and understanding. Therefore, instructional questions and activities may not be authentic STAAR 2.0 items or use STAAR formats.

Skill lessons as a whole are TEKS aligned and apply the TEKS conceptually so that students gain understanding of the skill, as well as experiencing how the TEKS is applied in the STAAR test. In contrast, **Practice** and **Assessments** always use authentic STAAR 2.0 items, and each item is TEKS aligned.

## Scaffolded Practice Supports: Empowerment with Choice

Answering STAAR questions requires reading with the specific purpose to answer STAAR questions. *Sirius Online* empowers students to become better STAAR readers by giving students scaffolded support in how they navigate each selection and item set. Choice helps students feel more in control of their learning and encourages them to take greater ownership.

Below are the scaffolded supports that students can choose with rich feedback.

Show Hint	Gives a helpful tip before answering a question.
Sample Answer	Gives a sample answer or sample student response.
Submit Answer	Gives immediate feedback on the answer selected.
Try Again	Gives another try after students receive actionable feedback.
Show Correct Answer	Gives the correct answer and its feedback.

## Using Sirius for Different Contexts

*Sirius Online* provides a wide range of resources to supplement a core curriculum. *Sirius Online* is easy to use and to adapt for diverse implementation models, including different:

- **Time** frames (from all year long to a couple of weeks)
- **Ability** levels (from Does Not Meet to Masters Grade Level)
- **Groupings** (whole class, groups, partners, individuals)
- **Instructional approaches** (teacher-led, student-centered, asynchronous, etc.)

## Sirius Online Supports Differentiation

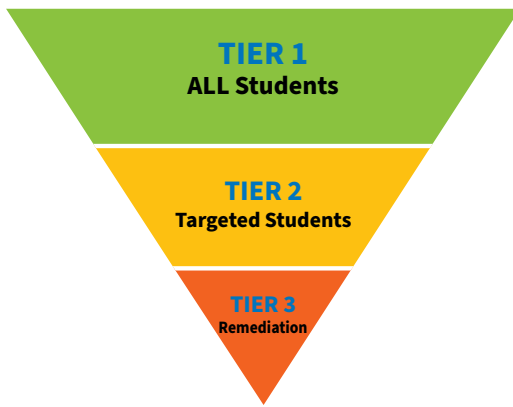
*Sirius Online* supports differentiation by empowering teachers to curate:

- **What** content to assign based on topic, TEKS, or student needs.
- **Who** to assign content to: whole class, small groups, individuals.
- **Pacing** used: how many assignments and how fast they expect students to complete them.
- **How** assignments are conducted, ranging from teacher-led to student-centered, and synchronous to asynchronous.

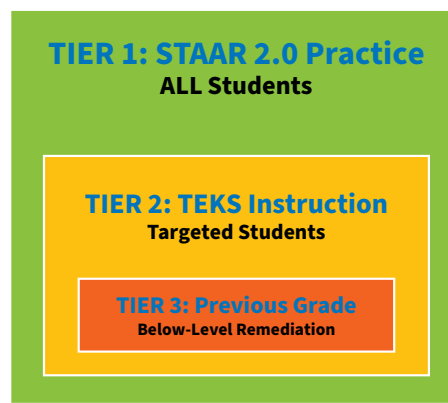
A practical approach to organizing the implementation of *Sirius Online* is to frame it using the Response to Instruction and Intervention (RTII) model with Tier 1, 2, and 3 pathways.



## RtI Framework

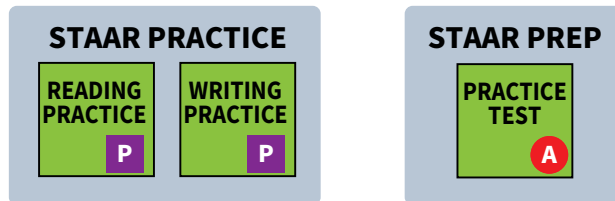


## Sirius Online and RtI



### TIER 1 STAAR 2.0 Practice to Show Progress for ALL Students

The new Texas accountability system emphasizes progress for all students, and rewards moving students to the Meets and Masters Grade Level. So throughout the year, all students should receive regular authentic STAAR 2.0 practice in analyzing reading and writing selections to find the best evidence-based answer. This helps students transfer what they learn in class to the content and format of the online STAAR test.

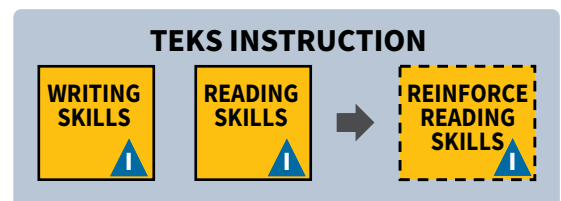


In the weeks before the STAAR test, use Practice Test as a full-length “dress rehearsal.” This builds test-taking confidence and provides high quality data.

### TIER 2 TEKS Instruction for Targeted On-Level Support

*Sirius Online* supports targeted TEKS-based instruction with on-level skills instruction teachers can use to support struggling and Accelerated Instruction students.

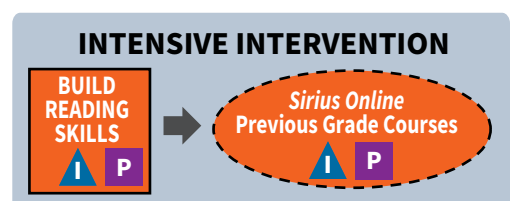
In *Sirius Online* Reports, teachers can easily make individual or group assignments by TEKS to target specific needs.



### TIER 3 Remediation for Intensive Below-Level Support

*Sirius Online* Tier 3 implementations are mostly limited to scaffolded instruction in the previous grade level reading skills (Build Reading Skills) needed for on-level instruction.

Also, the previous grade-level courses are available for free, and their Readiness TEKS lessons can help students with prerequisites.





# Assignment Planning and Pacing Guide

*Sirius Online* can be used over different time frames and for different needs. The table below shows two use cases: all students (Tier 1) and targeted students (Tier 2). Both uses can be combined by assigning additional resources for Tier 2 students.

## TIER 1 On-Level for ALL Students

Authentic and rigorous STAAR 2.0 practice and assessment so ALL students learn how analyze reading and writing selections and find the best answer.

## TIER 2 On-Level for Targeted Students Instruction

Scaffolded TEKS instruction gives Accelerated Instruction and struggling students explicit instruction in how the TEKS are actually tested in STAAR.

## TIER 3 Below-Level Remediation Instruction

*Sirius Online* Tier 3 implementations are mostly limited to building key reading skills using the Build Reading Skills. NOT shown below.

Sirius Online Assignments		ALL Students TIER 1	Targeted Students TIER 2
		(0.5 h / wk)	(1 h / wk)
<b>READINESS ASSESSMENT</b>			
Diagnostic Tests	<b>A</b>		
<b>INSTRUCTION &amp; PRACTICE</b>			
Skill Lessons—Reading			
STAAR Practice—Reading	<b>P</b>		
Skill Lessons—Writing			
STAAR Practice—Writing	<b>P</b>		
ECR Writing Skills			
ECR Prompt Practice	<b>P</b>		
Build Skills	<b>P</b>		
Review Skills	<b>P</b>		
<b>POST ASSESSMENT &amp; PREP</b>			
Post Tests	<b>A</b>		
Practice Test	<b>A</b>		

### ASSIGNMENT TYPES

- Instruction
- P** Practice
- A** Assessment

### PRIORITY KEY

- Recommended: the suggested minimum
- Encouraged: helpful in certain contexts
- Optional: when time permits

### INSTRUCTION & PRACTICE DESCRIPTIONS

- SKILL LESSONS** provide TEKS-based instruction in answering STAAR test questions.
- STAAR PRACTICE** provides authentic STAAR2.0 selections and questions with robust feedback.
- ECR** provides extended constructed writing instruction and practice for key reading selections.
- BUILD SKILLS** focuses on the key TEKS with concise instruction and modified practice.
- REVIEW SKILLS** use less complex selections and items from the previous grade for remediation.

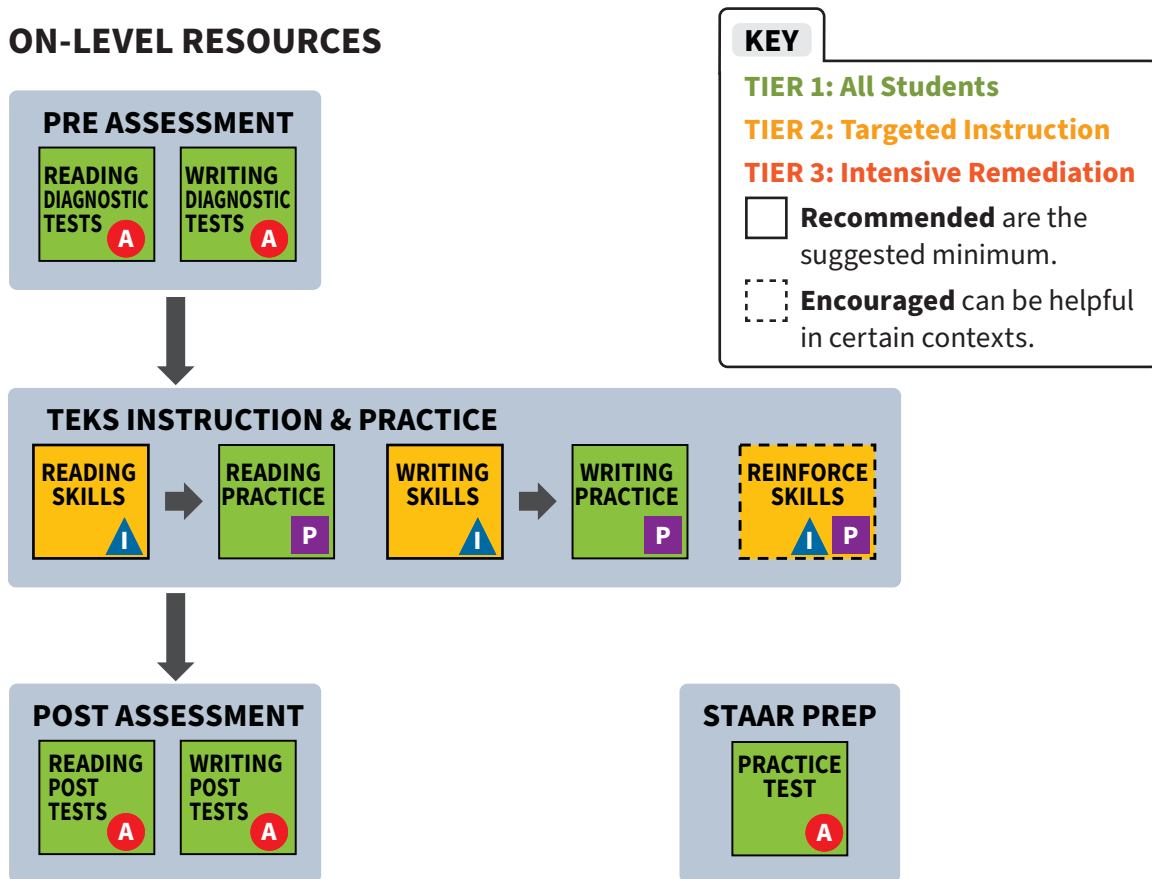
## Visualizing How Sirius Online Assignments Interrelate

Sirius Online is a comprehensive resource that supports many distinct student needs. Below is a visualization to show how the assignments can be coordinated for each of the Response to Instruction and Intervention (RtII) pathways, as shown below.

**ON-LEVEL** All students benefit from rigorous authentic STAAR 2.0 practice (Tier 1). For Tier 2 students, teachers provide TEKS skills instruction on analyzing selections to find the best answer.

**BELOW-LEVEL** Teachers can identify and reinforce key foundational reading skills for Tier 3 interventions.

### ON-LEVEL RESOURCES



### BELOW-LEVEL RESOURCES



# GOING DEEPER


Explore in-depth information about *Sirius Online*, and recommendations for ways to implement *Sirius Online* in your classroom.

## 1 Introduction

### 1.1 Course Contents

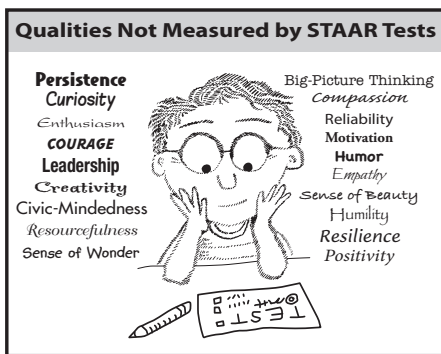
A Summary that shows the course organization, and a Detailed View that lists every assignment in the course.

Use the contents to help you plan when to use *Sirius Online* assignments.



### 1.2 Welcome Letter

The Welcome Letter introduces the *Sirius Online* Reading Language Arts course to students and seeks to provide context and motivation to students.

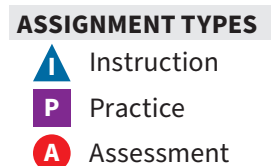


The Welcome Letter is available to students through the *Sirius Online* Reading Language Arts course. You will need to assign the Welcome Letter as an assignment for your students.

We encourage use of this activity to help students process their feelings about STAAR tests. STAAR tests measure a limited range of capacities, as shown by this comic.

We sincerely believe that students who learn exactly what is tested will indeed succeed and show progress.

### 1.3 Getting Familiar with STAAR Item Types **P**



Getting Familiar with STAAR Item Types are introductory lessons about the new STAAR 2.0 questions. Students will practice these items throughout the course, so familiarity will become fluency, which then lead to confidence.

A multiselect item has a **question stem**, **directions**, and **answer choices**. Here is an example.

Which statements about The Big Bad Wolf are true? **Question Stem**

Select **TWO** correct answers. **Directions**

(A) The Big Bad Wolf likes pancakes.

(B) The Big Bad Wolf is mean.

(C) The Big Bad Wolf is scary. **Answer Choices**

These lessons explain the different components of the questions, including the directions, question stem, and area for response or answer choices.

These lessons also explain strategies students can employ in order to answer the questions.

You can assign all Getting Familiar assignments at one time, but we suggest spreading them out and using them with Teacher-led instruction.

## 2 Assessments

*Sirius Online* includes different reading and writing assessments for different purposes. Below is a description of each type of assessment with an explanation for when they can be used and the information they can provide to both teachers and students.

All *Sirius Online* assessments are **delivered in Test mode**—students do not receive any immediate feedback or Hints, and the final answer for each question is scored when the final Submit button is pressed. Most of the test items are **auto-scored**; however, **SCR** (Short Constructed Response) and **ECR** (Extended Constructed Response) questions require a human grader, similar to the actual STAAR test.

NOTE: If students **Exit** out of an assessment before pressing **Submit**, their work is saved. Students can return to a saved assessment and change any answers before pressing Submit. To limit cheating, we recommend that all assessments be given in class, and ideally under simulated STAAR **testing conditions**. When students experience *feelings* similar to those felt when taking the actual STAAR test, they get to rehearse this stressful context. This also results in more accurate performance data.

## 2.1 Authentic STAAR 2.0 Assessments

These authentic STAAR 2.0 assessments are useful tools for teachers to check and monitor students' progress towards mastery of the eligible grade-level reading and writing TEKS. Reading includes all tested genres and Writing includes Revising and Editing passages.

<b>DIAGNOSTIC TEST</b> <b>A</b>	<b>POST TEST</b> <b>A</b>
<ul style="list-style-type: none"><li>• Efficiently assesses eligible TEKS with authentic STAAR 2.0 items</li><li>• Includes all genres for Reading. Writing includes Revising and Editing</li><li>• Diagnostic Test questions are used in Skill Lessons for deeper instruction and support</li></ul>	<ul style="list-style-type: none"><li>• A parallel form to the Diagnostic Test, assessing eligible TEKS</li><li>• Matches the Reading and Writing tests</li><li>• Can monitor progress and identify additional TEKS or genres for additional review</li></ul>



## 2.2 Practice Test: Full-Length STAAR 2.0 Assessment **A**

One full-length authentic STAAR test matches the STAAR redesign blueprint closely in all details. This test does not include additional field test items. It can provide insights into your students' likely STAAR test performance. To learn more, visit [here](#).

NOTE: Some of the Practice Tests are being updated to match STAAR 2.0 better and will be available Jan. 2024.



# 3 TEKS Skill Lessons

Reading and writing TEKS skill lessons follow a sequence of instruction and practice shown below. The skill lessons are designed to introduce the skill, connect it to student experience, check for conceptual understanding, and then practice the skill in a STAAR format by using the diagnostic test texts.



## INTRODUCTION & CHECK-IN

A screenshot of a "CHECK-IN" prompt. The text reads: "In 2 or 3 sentences, describe what makes a book's character memorable to you. Include details related to what that character says, does, or wants that make the character stand out." Below the text is a text input field with the placeholder "Enter your text here" and a "Save Answer" button at the bottom.

Explain the skill succinctly and then ask students to connect it to their prior experiences.

- Succinct explanation of the TEKS using academic language and STAAR terms
- Check-In Writing Prompt that activates prior knowledge and experiences
- Survey-style question to give qualitative student information for teachers

## GUIDED PRACTICE

A screenshot of a "GUIDED PRACTICE" section. It includes a reading passage titled "The Election Misdirection" with two paragraphs. The first paragraph shows Jacob pointing the camera at Emily. The second paragraph shows Emily puffing up her chest and frowning. To the right of the passage is a STAAR question: "What does Emily's dialogue in paragraph 19 suggest about the deepfake video?" Below the question is a "Choose..." dropdown menu and "Submit Answer" and "Show Hint" buttons.

Scaffolded instruction and practice in how to understand and answer STAAR questions.

- Revisits and reviews diagnostic test texts and questions
- Presents a strategy for answering STAAR items aligned to the skill lesson TEKS
- Students use text evidence to explain their thinking

## INDEPENDENT PRACTICE

A screenshot of an "INDEPENDENT PRACTICE" section. It features the same reading passage as the guided practice. To the right is a STAAR question: "Based on paragraphs 6 through 8, the reader can infer that Jacob —". Below the question are three multiple-choice options: (A) does not want Lucas to win the race for class president, (B) deeply dislikes Emily and hopes to make her look bad, and (C) does not think people will react.

Authentic STAAR 2.0 practice applying the TEKS to a new item.

- Less scaffolding and support for a more authentic experience
- Requires students to explain their thinking with reasoning or by citing evidence from the selection

## CHECK-OUT

### CHECK-OUT

Why might an author use personal stories, rather than facts and statistics, to support a thesis?

Enter your text here

Save Answer

A second writing prompt helps students summarize and conclude the lesson

- Prompts students to summarize the practical applicability of strategies or thinking to specific TEKS-aligned items
- Provides teachers qualitative information to gauge student understanding of the TEKS

## 4 Authentic STAAR 2.0 Practice P

Authentic STAAR 2.0 practice for eligible and likely TEKS using multiple genres and item types, including ECR. Practice covers single reading selections, paired reading selections, and revising and editing selections that match the new STAAR format.



Practice also includes scaffolding support, including hints and answer choice feedback to help students focus and refine their thinking.

Students will revisit a diagnostic test item and apply a specific strategy or understanding to answer it with scaffolded support before trying a new item based on the skill. Students are also asked to provide text-based evidence and reasoning for their answers to help show their thinking and eliminate “lucky guesses” in the independent practice.

Most assignments in the lesson are auto-scored and provide students with immediate feedback. However, there are activities that require human grading, similar to actual STAAR items (SCR and ECR).



# 5 Reinforce Skills

## 5.1 Build Skills I P



**Build Skills** instructional lessons help students practice important TEKS at grade level. Ideal for students needing additional instructional support for specific skills but are otherwise approaching or on grade level.



## 5.2 Review Skills I P

**Review Skills** lessons and practice give students additional instruction and practice with TEKS and STAAR items from the previous grade. Students can reinforce the foundational skills they need from a previous grade level to better support and ensure on-grade reading and writing STAAR success.

Lessons are interactive and contain a mix of instructional and practice that support general TEKS understanding and STAAR-specific application.



# 6 Planning *Sirius Online* Implementations

*Sirius Online* was designed to help ALL students learn the tested TEKS in the context of how they are tested in STAAR. And *Sirius Online* is a comprehensive supplement that is easily adapted for a wide range of use cases and student needs.

For support in creating a unique implementation for your particular needs, you may want to consider the following questions to guide your planning.

## Questions to Guide Planning

<b>Intentions</b>	What are our goals?
<b>Evaluation</b>	What does success look like? How will we measure it?
<b>Obstacles</b>	What are our primary needs or challenges?
<b>Timing</b>	Where does the student instruction fit into the school year?
<b>Integration</b>	Where does <i>Sirius Online</i> integrate into the curriculum/classes?
<b>Coordination</b>	How does <i>Sirius Online</i> connect to your core curriculum?
<b>Needs</b>	What are the instructional pathways for different students?

There is no one best way to use *Sirius Online* because each classroom has unique needs. However, we strongly encourage implementations that extend throughout the full school year. Research shows that “cramming” is not effective for complex cognitive tasks, such as answering the online STAAR reading and writing selections.

## 6.1 Common Use Cases

Below are four common use cases based on start date.

Start Date		ALL Students TIER 1	Targeted Students TIER 2
FALL	Beginning of Year	STAAR Practice	+ Skill Instruction
	After First 9-Weeks	STAAR Practice	+ Skill Instruction
SPRING	After Mid-Year Benchmark	STAAR Practice	+ Skill Instruction
	After Spring Break	Practice Test	Practice Test

### TIER 1 On-Level for ALL Students

Authentic and rigorous STAAR 2.0 practice and assessment so ALL students learn how to analyze reading and writing selections and find the best answer.

### TIER 2 On-Level for Targeted Students

Scaffolded TEKS instruction gives Accelerated Instruction and struggling students explicit instruction in how the TEKS are actually tested in STAAR.

# 7 Instructional Tips for Using *Sirius Online*

## 7.1 Make a Commitment to Use *Sirius Online*

New habits do not just happen. They take deliberate effort. We encourage teachers to make a commitment to use *Sirius Online* (ideally each week), and to designate a certain day and time to assign, review student work, and plan for next steps.

In working with students, rhythm and routine can be powerful supports in encouraging them to apply themselves. Your internal commitment to use *Sirius Online* (something new) will be sensed and respected by students. Students tend to follow their teachers.

## 7.2 Use Instruction and Practice for Ungraded Activities

We highly recommend that **Instruction** and **Practice** assignments be ungraded. Research shows that students are more likely to take risks, make mistakes, and use the feedback to get better in low-stakes activities. In contrast, for **Assessments**, students should focus on getting the correct answer: performing instead of practicing.

Although teachers can convert **Practice** assignments into **Assessments** (so students get no immediate feedback), we suggest that this be used cautiously for special situations.

## 7.3 Release Assignments for Student Review

We encourage teachers to release assignments for students to review their work. Furthermore, teachers need to help students develop the habit of using the Review only mode to analyze the items that they got correct and/or incorrect. In Review mode, students also get access to full solutions as well as the tools that they used such as Highlights, Sticky Notes, and feedback comments from the teacher. For assessment, you can simply delay the release of any assessment until all students have submitted it.




## 7.4 Build Teacher-Student Relationships

We encourage teachers to take advantage of the student Self Evaluation at the end of each **Instruction** and **Practice** assignment. Teachers can respond directly to each student's written response to encourage, support, and challenge them individually.

- **Confidence** in what students learned/practiced
- **Effort** or how hard students tried
- **Reflect** or short written response (shared with teacher)





Sirius Online **Instruction** and **Practice** assignments ask students to reflect on their work with 3 end-of-assignment unscored questions:

**CONFIDENCE** How confident are you in what you learned?

I'm confused      I feel okay      I feel pretty      I'm an expert!

**EFFORT** How hard did you focus or try?

Not Much Effort      Some Effort      Good Effort      My Best Effort

**REFLECTION** Complete one or more of the sentence stems below.

- I learned...
- I had difficulty...
- I feel...

Many students are poor judges of their **learning** and/or **effort**. Teachers should look for students who are particularly off—meaning their **performance** does not match their confidence and/or their **effort** does not match their **time on task**.

Understanding and working with students' self-perceptions can be a key factor in helping change student behaviors. Research shows that students' self-efficacy or beliefs may be the most important factor in student engagement.

Teachers can share observations including student written responses (anonymously) with the entire class. This shows the teacher is reviewing student work and that they are focusing on productive problem-solving behaviors instead of scores. When students feel seen, they tend to engage more deeply.

## 7.5 Focus on Reading With a Purpose

### STAAR Reading Selections Require A Specific Kind of Reading

STAAR reading tests require specialized reading. Instead of reading for pleasure or for general understanding, students are reading the selections in order to find **specific text evidence** to answer the questions about the selection. Thus, STAAR test questions demand purposeful reading, identifying and understanding what is being asked, finding the relevant information in the selection, analyzing answer choices, and navigating new STAAR 2.0 question types as well as the online testing platform.

### Reading Comprehension Is the Synthesis of Several Reading Skills

Helping students become better STAAR readers is challenging and requires covering several skills across multiple genres, both for reading and writing. And because the RLA test is made up of different, random genres each year, it can be difficult to plan for efficient or comprehensive practice. *Sirius Online* has ample practice across all eligible genres with different TEKS.

Reading eight selections and answering 40+ questions is hard work, and some students will be reluctant to apply themselves to reading carefully and thoughtfully. But you cannot do the work for students. Some teachers need to be careful to monitor and limit the help that they provide students to avoid undermining the necessary struggle. Because thinking is invisible, we cannot know for sure when students are thinking. Nor can we force students to think. We can only create the conditions that encourage and support thinking more deeply.

### Three Key Thinking Habits Teachers Can Promote

To promote careful thinking and problem-solving, we suggest teachers focus on positive affirmations for three common bad thinking habits (and related limiting attitudes). Teacher can repeat each phrase regularly, such as after a student request for help.

<b>Take time to think</b>	Get students to slow down and resist impulsivity!
<b>Keep at it</b>	Get students to try again and practice persistence!
<b>Consider all options</b>	Get students to be systematic and not rigid!

For a singular instructional goal, we suggest anything that slows students down, so that they think more carefully. Most of human thinking happens fast and automatically. Careful and deliberate thinking takes time and effort.

# 8 Concluding Questions

## 8.1 What Is Special About *Sirius Online*?

### TEKS-Focused Instruction

*Sirius Online* supplements enhance existing instructional materials by providing essential TEKS instruction and authentic STAAR 2.0 practice. *Sirius Online* is used along with a core curriculum, not as a replacement. However, *Sirius Online* is needed because it fills instructional gaps in older adopted materials by closely matching STAAR 2.0 in all its details: content, format, and rigor.

### Essential TEKS with Authentic STAAR 2.0 Practice

*Sirius Online* focuses on the eligible TEKS and demonstrates how the TEKS are tested in STAAR in both reading and writing categories. By helping students apply key TEKS skills and concepts to multi-genre selections (including cross-curricular and argumentative passages), and by providing complex STAAR questions (including for Revising and Editing selections), *Sirius* adds depth and rigor to your curriculum. And by using an online platform that closely matches the online STAAR tests environment, students can move beyond mere familiarity with STAAR 2.0 to complete fluency.

### High-Quality Feedback

Effective feedback enables learning and relies upon a culture that is open to using feedback to impact future choices—to feedforward. This is where *Sirius*' robust and high-quality feedback comes in. *Sirius Online*'s comprehensive feedback options are designed to empower students through choice, and to be supported by teachers who can focus on student learning.

## 8.2 How Do I Get Students and Parents to Support Use of Sirius?

Your belief that Sirius will help your students is the key, because this belief will be transmitted to students and parents in everything you say and do. Students and parents trust you and will see your sincere efforts to help.

No surprise, the more you understand *Sirius Online*, the better you can use and appreciate our value in helping you support your students in learning the essential tested TEKS and practicing them in the exact ways they are tested in STAAR 2.0.

Yes, *Sirius Online* can be an efficient way to improve your students' STAAR performance. But you are you are sharing with them a focus on a process of getting better at STAAR tested thinking. And all students can improve and show progress.

When talking with parents, it can be helpful to know how they perceive STAAR and testing in general. Because STAAR is a requirement, we suggest avoiding negative talk about STAAR tests. We encourage teachers to focus on students and their needs and how STAAR focuses on complex reading and writing activities.

This is the same message you communicate to students: you are helping them learn the thinking and rigor of STAAR. Complaining about STAAR to students can give them an excuse to not try their best and develop their capacities through hard work. And some students are looking for an excuse!





# Sirius Companion Workbooks

## Blended Learning That's Easy to Use

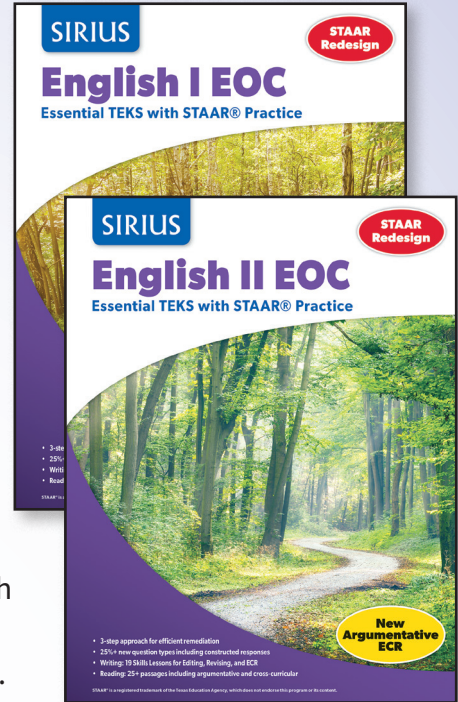
Sirius Online courses and our complementary print resources have similar organization and content so that you can easily move between each medium, adapting to best **serve the needs of your unique students**.

Many **struggling students often take greater ownership** of their learning when they can write in their OWN workbooks.

Additionally, students are better able to **transfer their thinking** processes to an online format when they experience the same content in both the print and online formats.

Sirius Online's **comprehensive RLA courses integrate all** the content from our print-based workbooks and include a full-length Practice Test. And with online resources, students get immediate feedback while teachers get auto scoring and powerful reporting.

You can register [here](#) to **examine our printed RLA workbooks** as eBooks.



## Sirius Online Is Research-Based

Sirius uses established research and design principles to ensure its resources are effective and easy to use to **support teachers in helping students** learn the essential TEKS and succeed on STAAR tests.

**Sirius has partnered with McREL International** to research the following expected outcomes.

**McREL**  
INTERNATIONAL

### Increased student:

- STAAR test performance
- Engagement and motivation with STAAR content
- Confidence in answering complex STAAR questions
- Self-efficacy about improving STAAR test performance

Sirius Education Solutions is conducting **ongoing user-experience** and **efficacy research** to continuously improve the student and educator experience. [Contact us to learn more and partner with us!](#)